



St Patricks Catholic Primary School, a Voluntary Academy

Prayer and Liturgy Policy

Prayer and liturgy policy

This prayer and liturgy policy has been approved and adopted by the LAC on 12th February 2025 and will be reviewed in 3 years Spring 2027.

Signed by the headteacher :

A handwritten signature in black ink, appearing to read 'M. Banks'.

Our School Mission

"With God all things are possible"
Matthew 19:26



MISSION STATEMENT

St. Patrick's Catholic Primary School offers distinctive education within a caring Christian community where everyone can feel valued, confident and secure. We believe that each person is gifted, unique and loved by God. By working in partnership we create a challenging, stimulating and effective learning environment where Christ is our inspiration.



**WE ARE
GODS
AMAZING
GIFTS**

CHILDRENS MISSION



1. The context of this prayer and liturgy policy

‘The celebration of Catholic liturgies and prayers as an integral part of the learning and teaching should **enable the school community to become reflective, experience the presence of God** and should develop a mature spiritual life.’

2. Statement of requirement

The law requires all maintained Catholic schools to provide an act of daily prayer and liturgy (prayer and liturgy) for all pupils (Section 70, 1988 Education Act) that is in accordance with the rites, practices, disciplines, and liturgical norms of the Catholic Church (School Standards and Framework Act 1998, schedule 20; Instrument of Government, clause 2). Academies in England are required by their funding agreement and Articles of Association to comply with similar requirements (*The Mainstream Academy and Free School: Supplemental Funding Agreement*, December 2020; *Model Articles for Catholic Academies*, February 2019).

The law requires all maintained schools to recognise and respect that parents have the legal right to withdraw their children up to the age of 16 from prayer and liturgy (School Standards and Framework Act 1998, s.71(1A)). Sixth-form pupils can choose to withdraw themselves from prayer and liturgy (School Standards and Framework Act 1998, s.71(1B)).

The school’s provision for prayer and liturgy will fulfil pupils’ entitlement to experience the range of liturgical treasures of the Church, including a shared repertoire of prayers and liturgical music with which pupils in the school will be familiar.

Prayer and liturgy are not designated curriculum time. In the context of the Catholic school, this means that times of prayer and liturgy are not considered to be part of the allocation of curriculum time for Religious Education.

3. Responsibility

(a) LAC – MAT

The governors, as guardians of the Catholic school’s life and mission, have a responsibility to ensure that:

- prayer and liturgy are central to the Catholic life of the school and therefore are in line with the guidance set out by the *Prayer and Liturgy Directory*
- there is a named person(s) who is responsible for prayer and liturgy in the school (the Prayer and Liturgy Coordinator)
- the prayer and liturgy policy is updated regularly and shared with all stakeholders
- there is a budget for prayer and liturgy that reflects its centrality to the life of a Catholic school.

(b) Headteacher

The headteacher, as the spiritual leader of the school as a Catholic community, ensures that:

- prayer and liturgy are central to the Catholic life of the school and therefore are in line with the guidance set out by the *Prayer and Liturgy Directory*
- they work in partnership with the leader(s) for prayer and liturgy
- those responsible for prayer and liturgy in the school have been given appropriate training and formation to ensure that all guidance is followed and adhered to
- there are suitable resources for prayer and liturgy in the school.

(c) Prayer and Liturgy Coordinator

Those responsible for prayer and liturgy ensure that:

- prayer and liturgy are central to the Catholic life of the school and therefore are in line with the guidance set out by the *Prayer and Liturgy Directory*
- there is an **Annual Plan of Provision for prayer and liturgy** across the school year which identifies liturgical seasons and key celebrations, as well as opportunities for the celebration of the Sacraments
- there is daily planned prayer for all pupils, appropriate to age and ability, as outlined in the *Prayer and Liturgy Directory*
- pupils are supported in their liturgical formation to take an active role in the planning, preparation, and delivery of prayer and liturgy according to their age and capacity, and in a manner which facilitates their progressive participation
- resources to support the planning of prayer and liturgy are appropriate and readily available to staff and pupils
- induction on prayer and liturgy takes place for new members of staff as required
- staff have access to effective training and formation opportunities
- monitoring and evaluation of prayer and liturgy take place regularly and feed back into planning for future liturgies
- monitoring of prayer and liturgy is reported to the headteacher and governing body to support whole-school development and the Catholic life of the school
- there is collaboration with local clergy and parishes

- liaison with the Diocesan Advisory Service and others is maintained to ensure they keep updated with best practice.

4. Overview of prayer and liturgy provision

In order to provide an overview of the provision, St Patricks prepares termly Prayer and Liturgy plans alongside staff and the parish priest. Prayer and liturgy takes place between fortnightly and monthly in school and monthly to half-termly in church. In classes the daily and weekly pattern of prayer and liturgy offered in the school includes daily prayer (4 times a day), child led liturgy weekly for each class and ethos themed based weekly assemblies. Mass is celebrated across the year following the prayer and liturgy termly plans, and opportunities for the Sacrament of Reconciliation are held in Advent and Lent, and when there are special liturgies for key celebrations of the churches year.

Prayer and liturgy is planned:

- following a structure with reference to the Church's seasons, 'Come and See', significant dates and the curriculum. Scripture will be the focus in most acts of worship
- involving consultation with appropriate parties and reference to school aims and policies
- with flexibility to respond to changing situations within the school and the wider community
- to develop in pupils skills that enable them to prepare, organise and lead worship rather than always participating or contributing in a token way.
- Planning will also include elements of child led planning with use of Prayer and liturgy class boxes of resources for children.

Prayer and liturgy is recorded:

- on a liturgy planner to keep note of themes, leaders, pupil groupings and resources.
- through displays, **a celebration of the word book, collections of pupils' contributions, prayers, reflections, photographs**, videos etc.

5. Resourcing

Prayer and liturgy are central to the school's understanding of itself as a Catholic school, and this is reflected in the annual budget allocation and available resources, including staff time, chaplaincy provision, and dedicated spaces for prayer and liturgy including our school prayer garden and the study room, which becomes our Rosary area. The Catholic character of the school is reflected in religious artefacts and images on display throughout the building. Dedicated spaces for prayer and liturgy will be furnished and maintained as such, and updated to reflect the Church's liturgical season including prayer areas / corners in each class. Staff training and formation costs will be funded separately to ensure that all staff are able to fulfil their responsibility to contribute to the prayer and liturgical life of the school.

Prayer home packs will be sent home at key Liturgical times of the year

6. Training and formation

All new staff will be supported during induction and beyond, so that they fully understand the responsibility they carry within their individual role for leading prayer and liturgy in the school. Any individual training needs will be identified and addressed through training and formation. There will also be the opportunity for whole-staff professional development at least once a year, so that all staff understand the importance of prayer and liturgy and relevant staff are well supported to lead as required. Our Prayer and Liturgy lead will provide training through staff meetings and support training for other settings.

7. Monitoring and evaluation

Monitoring and evaluation of the quality and impact of prayer and liturgy will take place regularly, and at least annually, and involve all key stakeholders: pupils, parents, staff, clergy, and governors. Areas for development will be identified and issues raised will be actioned and evidenced as appropriate.

8. Review

The policy will be reviewed as part of the regular cycle of policy review conducted by the governors.

Appendices

A Schedule of Introduction of Common and Traditional Prayers

Teaching and Learning Formal Prayers

All prayer can be found in the Prayer and Liturgy directory item 9.5 page 72 - 78

Prayer at the Foundation Stage and Key Stage 1

Prayers introduced in Foundation Stage, plus Years 1 & 2

Our Father (From Foundation) Hail Mary (From Foundation)

Daily prayer (From Foundation) Glory Be (From Class 1)

The Sign of (From Foundation) Grace at meals (From Class 1)
the Cross

The following responses should also be introduced to the children during Classroom and Key Stage Liturgy and during the celebration of Mass.

The Lord be with you

And with your spirit

Lord Hear us

Lord graciously hear us

A reading from the Gospel according to ...

Glory to you, O Lord

The Gospel of the Lord

Praise to you, Lord Jesus Christ

Go in peace

Thanks be to God

The children from the end of Foundation 2 and from Class 1 should also be introduced to the following prayers and parts of the mass. These can be used during prayer times picking out a part to say with the children as well as during Mass.

Lord Have mercy

The Alleluia

Prayers of intercession

Eucharistic Prayers for Children

Prayers used at Baptism

Prayers for Lent

Prayers and blessings for advent wreath and candles

The children should also be introduced to:

- Sign of Peace
- Simple examinations of conscience / review of the day
- Parts of the Gloria and the Glory be
- Phrases from the Psalms

- Morning, before and after lunch offering and night prayer
- Act of Sorrow

Prayer at Key Stage 2

The children should be introduced to the following prayers at Key Stage 2.

Apostles Creed Study during Baptism in the Autumn Term and possibly compare Creeds at Year 6

I Confess Lenten Mass and Penitential Service

Angelus During Advent

The mysteries of the Rosary During Months of May & October

Eternal Rest During November on All Soul's Day

The children should also be introduced to the following parts of the Mass during the Celebration of Mass and Liturgies.

Penitential Rites	Lord have mercy	Glory to God (Gloria)
Nicene Creed	Offertory Prayers	Eucharistic Prayers (children)
Holy, holy, holy	Lamb of God	Rite of dismissal

The children should also be introduced to:

Act of Charity/Love Act of Contrition during penitential and reconciliation services

When appropriate:

- Prayer to the Holy Spirit (At Pentecost)
- More phrases from the Psalms
- Benedictus (Luke; 1:67-79), Magnificat (Luke; 1:46-55 - During Advent when Mary visits Elizabeth)
- Litany of the Saints (All Saint's Day)
- Prayers from sacramental rites (During topic work around baptism, Confirmation)
- Prayers from liturgy for special feasts (During Harvest time)
- Stations of the Cross
- Funeral mass prayers

- Blessing and giving of ashes
- Saints prayers, for example, St Teresa of Avila, St Francis of Assisi
- Simple phrases from the psalms
- Angel of God
- Come Holy Spirit

Formal Prayers can be taught on a daily basis or introduced occasionally. There are other prayers that the children will be introduced to that will only be used for study in appropriate topic work. The children will hopefully meet these prayers again in other settings as they mature in their prayer life.

The teaching of Formal Prayer falls under the following three categories:

Used daily	Used on occasions	For Study
Our Father Hail Mary Glory Be The sign of the cross Grace at meals Simple Responses	Angelus Penitential Rites Lord have mercy The Gloria Nicene Creed I Confess Eucharistic Prayers Holy,holy, holy Glory to God Offertory prayers Lamb of God Rite of dismissal Lord have mercy Act of contrition The Rosary Angel of God Come Holy Spirit	Nicene Creed Apostles Creed Benedictus Magnificat Prayer of St Richard of Chichester

These are a selection of prayers under the appropriate headings that the children will be introduced to.

Progression of Skills Development in the planning, preparation and leading of the
Celebration of the Word

Child led Liturgy at St Patrick's Primary School

Guidelines for Staff



Introduction

Children have a valuable role to play in liturgy right from the time that they first begin to know what it means to pray and respond to God and God's creation.

This role, however, differs from the beginning of primary school to the end. What follows is a benchmark of expectation for the average child as he or she journeys through primary school. As in all areas in school life, some children will be in advance of their year group where some will still be functioning at an earlier stage.

A lot of the guidance supports the journey through the levels of attainment for RE.

All children in school also have a role to play in teacher led liturgy, which ranges from small scale worship in the class room to whole school liturgy which includes parents and parishioners. This document, however, is concerned with what they do to lead and direct the prayer themselves.

Each year builds on the previous year so expectations are not repeated each year. Instead it is assumed that what they can do in one year e.g. in setting up the focus in Year 2 will also be an expectation in the following year unless otherwise stated.

All classes have a Prayer and Liturgy box of resources from which the children will choose when setting up the focus for prayer time. What goes in these boxes will vary from year to year to enable progression for the children. Suggestions for the contents are specified in the appendix created by our RE lead.

Where it is suggested that year groups lead whole liturgies or prayer time, the expectation would be that these occur once a week. Also all of the expectations for the year group would not need to be present in every liturgy. The expectations should, however, be covered during the year.

Notes on each year group are also in the appendix

Foundation Stage and Key Stage One

During Foundation Stage and Key Stage 1, all leadership, however small, will lay the foundations for leading on a larger scale in Key Stage 2.

The expectation for these younger children is that all of the following will relate to their own class and class prayer time.



Foundation Stage and Year 1

Children are just beginning their journey through primary school and have limited understanding and knowledge of their faith at this point in their school life. They can, however, begin to take a very simple part in their own class prayer time which will lay the foundations for leadership as they progress through school.

Expectations at this stage would be that

- Children join in with daily prayers at different intervals throughout the school day.
- Children understand what respect means and how we show respect in relation to classroom worship.
- Children display appropriate behaviour during classroom worship e.g being reflective, showing respect.
- Children are aware of the Liturgical season and can discuss events that happen during these times.
- Children can choose people and things they want to pray for at appropriate times in the liturgy or class prayer time.
- As the year progresses, children can begin to place items on the liturgical focus under the direction of an adult. These could include things they have brought in themselves, items from the Classroom Worship box or that are relevant to the Gospel.

Year 2

As they approach the end of a key stage, the children will be developing a deeper understanding of their faith and what is and is not appropriate during prayer time. They will be familiar with leadership roles in the classroom such as monitor duties and will easily transfer these to prayer time and liturgy. A box of items to use for the prayer focus will now need to be available for the children. These should just include the elements relevant to that month's/season's liturgical theme so that they do not have to choose between too many things.

Expectations

- Children will be able to set up the focus for class prayer, choosing items from a given set of resources, and be able to explain why they have chosen each item.
- Children will be able to write their own simple prayers for inclusion in the liturgy. These will be written to a formula and will encompass prayers of intercession, praise, thanks and regret.
- Occasionally children may lead by reading a simple text or by choosing an appropriate hymn with guidance.

Year 3

As children enter the junior phase of their primary years, they will be increasing in confidence and experience, having been part of many celebrations of the word and different forms of prayer in Key Stage One.

The children, through their involvement in class prayer time in the lower key stages, will now have some experience of the things that leaders of liturgy need to do. During years three and four, the children will build on this and, by the end of year 4, should be able to plan and lead a liturgy or prayer time for their own class.

Expectations

In addition to what is expected at the end of Key Stage One

- Children will be able to write and read their own prayers in different liturgies with much reduced guidance from the teacher.
- Children will be able to read the readings during different celebration of the word.
- Children will be able to lead their own celebration of the word with reduced guidance from the teacher.
- Children should be able to set up an appropriate focus for each of their celebrations of the word.
- Make full use of the Let Us Pray cards to choose suitable ways to Gather and Go Forth.

Year 4

By the end of Year 4 children should be much more confident in their understanding of what constitutes prayer time and simple celebration of the word. By this stage in their school life they are laying the foundations for leading whole school celebration of the word which is the expectation by the end of Key Stage Two. For this reason, they should, by the end of Year 4, be able to plan and lead a simple prayer time or celebration of the word for their own class. Teacher support is available if required, but all the main elements of the celebration of the word will be organised and led by the children

Expectations

- Children should be able to lead their own class celebration of the word with appropriate support from the teacher – e.g. the teacher may need to provide links within the celebration.
- Children should be able to set up an appropriate focus from the Classroom Worship Box.
- Children should be able to select an appropriate Gather and Going Forth
- Children should be able to choose appropriate hymns from a selection
- Children should be able to choose appropriate readings to suit a given theme with some guidance.
- Children should begin to develop skills in the breaking of the Word e.g. through drama, art, explanation or dance.
- Children have access to the Wednesday Word every week. This is available in class and on the R.E. display.

Year 5

As children approach the end of their primary school life, they will be well equipped to start planning and leading liturgy on a wider scale. They should be able to choose all of the elements that are appropriate to different liturgies and put them together to create worship for children other than their classmates.

In Year 5 children should build on the experience of planning and leading liturgy and prayer time for their own class and begin to create liturgy suitable for a Key Stage. Teacher support will still be an element in this as guidance will be needed to ensure that all of the elements are appropriate to the theme and the audience but, if the children have had the experience of developing their leadership skills throughout the school, then Key Stage liturgy is the next step.

Expectations

- Children should be able to plan and lead a liturgy appropriate to a Key Stage with guidance where necessary.
- Children should be able to select from a range of resources which relate to the whole liturgical year to set up an appropriate focus for a particular theme. Some guidance should be offered.
- Children should be able to select elements that promote a spiritual atmosphere e.g. music at the beginning and end of a liturgy.
- Children should be able to choose a theme and appropriate readings with guidance where needed.
- Children should be able to choose hymns appropriate to the theme from a wider selection.
- Children should begin to explore creative elements within liturgy e.g. thoughts for going forth, planting seeds to represent new life, pouring water to signify forgiveness and cleansing etc.
- Children should continue to develop skills in the breaking of the Word using a wider range of ideas e.g. reflection, poetry, dance, drama, art.

- Together the children are able to review the liturgy and evaluate what went well and what they would do differently next time.

Year 6

By the time they are in Year 6 children plan and lead whole school reflections and celebrations of the word. This will involve choosing all of the appropriate elements, including focus, scripture, prayers, and hymns depending on the season. They decide on a gathering and going forth activity and organise the resources. They evaluate and review the worship and feedback to adults. They may wish to ask for adult support, however Year 6 Child led worship is generally independent.

Expectations

- Children should understand and be able to include the main components of liturgy – the Gathering, the Word, the breaking of the Word, Prayer and Going Forth.
- Children should be able to choose a theme appropriate to the liturgical year
- Children should be able to select and set up an appropriate focus from a yearly box of resources.
- Children should be able use correct liturgical vocabulary where necessary
- Children should be able to choose appropriate readings suited to their theme
- Children should be able to choose appropriate hymns suited to their theme
- Children should be able to include traditional prayers as well as their own prayers.
- Children should be able to use a variety of prayer types such as meditation, liturgical dance and music.
- Children should be able to select and use different creative elements within their liturgy e.g. stones during Lent, flowers or seeds at Easter.
- Children should be more confident in their ability to break the Word so that it is relevant to their audience.



Appendix 1

Resource box for setting up focus

All boxes should include the following basic items

- Crucifix
- Candle
- Drapes
- Bible
- Prayer book

These can then be added to with items suited to the liturgical year/time of year such as

September – nature elements to represent harvest

October – statue of Mary or rosary to remember Our Lady

November - book of remembrance (Retford 2018)

December – Advent promises or Advent promise card (Today we promise to... children decide each day what they wish to do.) The Advent Wreath will be a permanent feature throughout December

January – something to represent parish links or links to CAFOD or global awareness.

Alternatively you could choose something to represent gift to link with the Epiphany

February and March – Lenten elements such as stones, crosses, water, twigs or seeds.

April – Items to celebrate Easter – flowers, plants, Easter gardens

May – statue of Mary or rosary to remember Our Lady

June – elements suited to Pentecost such as flames, the gifts of the Spirit on cards, images of doves.

July – Items reflective of the school year or elements to represent success or achievement during the year.

Individual schools may have themed weeks during the academic year and these could also be incorporated into the boxes.

Key Stage One boxes – Monthly themed boxes

In Key Stage One the elements that are in addition to the basic elements should only be added when it is the month in question so that the children are beginning to learn which items are meaningful at different times of the year, including a prayer wheel.

Lower Key Stage Two – Termly themed boxes

By this time the boxes should be prepared for a term at a time so that children are beginning to select items relevant to that month or season, including a prayer wheel.

Upper Key Stage Two – Yearly themed boxes.

By now the boxes should contain items suitable for the whole year so that children are able to demonstrate that they can select items relevant to any time in the church's year, including a prayer wheel.

RE: Child-Led Worship Pack



✓ Classroom Worship Boxes: Contents

- ✓ Let us pray boxes
- ✓ Classroom Worship Planning Sheet
- ✓ Bringing Symbols into Assembly/Other Worship Times
- ✓ Updated Gather/Going Forth Cards
- ✓ New Songs to Embed in Our Whole School Worship
- ✓ Other Resources
- ✓ **Coordinators: Where to source the components to make your own classroom worship boxes**

*All materials in this pack produced by ©Fleur Howley 2023.
Please use in your setting only as I cannot guarantee all other copyrights. Thank you.*

Classroom Worship Boxes: Contents

- Worship Planning Sheets
- Liturgical Cloths (see colour chart)
- candles
- Gather and Going Forth Cards
- Coloured feathers
- Globe Ball (Artefact: God's World)
- Box of Gathering Stones (Gather)
- Glass Dish (Gather)
- Sleigh Bells (Gather)
- Bible (Gather/Artefact/Word)

Liturgical Coloured Cloths

	Green: Ordinary Time
	Purple: Advent/Lent
	White: Eastertide/ Christmastide
	Red: Pentecost/ Remembrance
	Blue: Mary Liturgy

Note: Prayer Corners should also display the correct Liturgical colours (borders or background and tablecloths)

- Holding Cross (Gather/Artefact)
- Selection of Rosaries





Each class will have the same wooden box and contents and can be personalised with artefacts from your existing box.

Worship Planning Sheet

The new planning sheet has each section of the liturgy with lots of prompts to help the children to plan their own acts of worship.

The accompanying symbols will help all children, right from FS1, to recognise and understand the sections of the worship time.

It would be great if you could model this by inserting them into the PowerPoints of your own assemblies (see example below)

New Symbols for Worship Planning:

	We Gather
	We Listen
	We Respond
	Going Forth


All You Need is Love



Mrs Howley

16th January 2023

*I try to love
others as I
love myself.*



We Gather

Love, love, Jesus is love.
God's greatest gift is the gift of love.
All creation sings together praising
God for love.



*In the name of the Father and the Son
and the Holy Spirit, amen.*



We Gather: Introduction

*Next month there will be a special feast
called St Valentine's Day. On this day every
year people all over the world share their love.*

*People give cards and gifts to their loved
ones to show how much they care about
them.*



*But Jesus taught us that it is very important that we show
and share love all year round.*



We Listen to the Word

*In fact, Jesus had a lot to say about love. This reading
comes from the Gospel of St John...*

*One day Jesus said "Take care of each other.
This is my new rule.*

*Love each other just as much as I have loved you. If you
do, people will notice and they will say you are like Jesus.*

John 13:34-35



We Listen to the Word

He answered, 'Love the Lord your God with all your heart and with all your soul and with all your strength and with all your mind; and love your neighbour as you love yourself.'

The Gospel of the Lord...

Luke 10.27

Praise to you, Lord Jesus Christ



We Respond



How can we
show love to one
another?

How can we
show love to those
who have no one
close to love them?



We Respond: Bidding Prayers

Please help us to be kind to each other. Lord hear us...
Please help us share with each other. Lord hear us...
Please help us to be good friends. Lord hear us...
Thank you for our parents who love us. Lord hear us...
Thank you for brothers and sisters who love us. Lord hear us...
Thank you for our class family who love us. Lord hear us...
Please help all the people who don't have any loved ones.
Lord hear us...





Going Forth



Prayer Cards and Task

Try extra hard this week to
do as Jesus asked us and
show love to others, at
school, home and in our
community.

Our Child-Led		Classroom Worship	
Class:	Group:		
Date:			

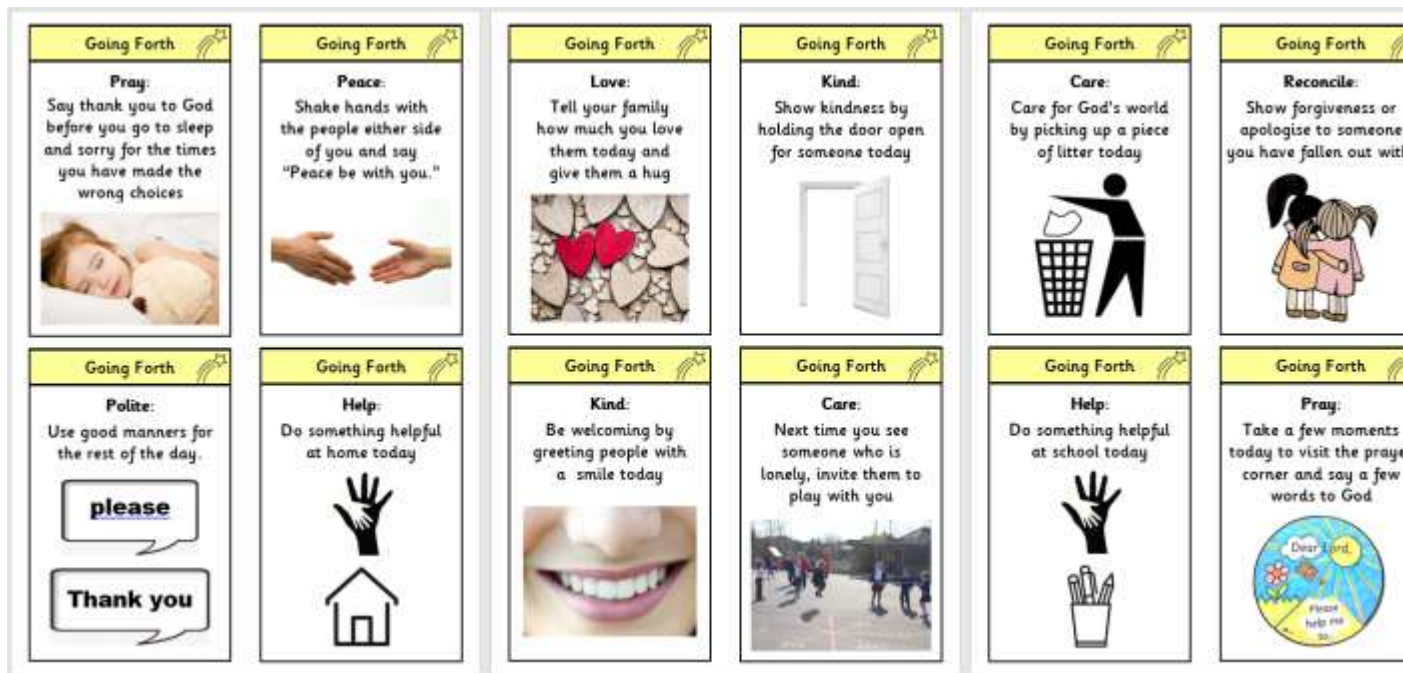
<p>We Gather</p>  <p><i>We come together as part of God's family.</i></p>	<p><i>How will you welcome everyone?</i></p> <p><i>Think about/choose</i></p> <ul style="list-style-type: none"> ✓ Liturgical cloth ✓ Candles ✓ Focus: objects, symbols, pics, ph ✓ Background Mus ✓ Other (see We G Cards) 	
<p>We Listen</p>  <p><i>God speaks to us through His Word.</i></p>	<p><i>What reading will you choose? Why?</i></p> <p><i>Think about/choose</i></p> <ul style="list-style-type: none"> ✓ Bible Reading (Li ✓ We Listen Bookle ✓ How will I introd ✓ the reading? ✓ What does it tell ✓ What does it tea ✓ us? 	
<p>We Respond</p>  <p><i>We reflect upon and respond to the Word of God.</i></p>	<p><i>What can we all learn from the reading? How will we show it?</i></p> <p><i>Think about/choose</i></p> <ul style="list-style-type: none"> ✓ Picture/Photo/St ✓ Song ✓ Gesture/Action ✓ Reflection ✓ Prayer ✓ Bidding Prayers ✓ Litany 	
<p>Going Forth</p>  <p><i>We want to share and live the Good News!</i></p>	<p><i>What can we all do to live God's Word and be more like Jesus?</i></p> <p><i>Think about/choose</i></p> <ul style="list-style-type: none"> ✓ Assign and Actio ✓ Tell others about ✓ Take away a pra ✓ card/artefact ✓ Other (see Going Forth Cards) 	
<p><i>How was your liturgy?</i></p> <p><i>What went well?</i></p> <p><i>What was the best part?</i></p> <p><i>Why?</i></p> <p><i>What would you do differently next time?</i></p> <p><i>Why?</i></p>	<p>Our Evaluation</p>	

Updated Gather/Going Forth Cards



The updated cards now match the worship-planning sheet and include the symbols that correspond to the planner. They have pictures and simple descriptions so that children of all age groups can access them.

There are also four new cards in each set. The new We Gather tasks are inspired by my last visit to the Pastoral Centre. Please spend some time teaching the children the new prayers and songs (with actions). See videos on the server (RE Resources) for music/actions.



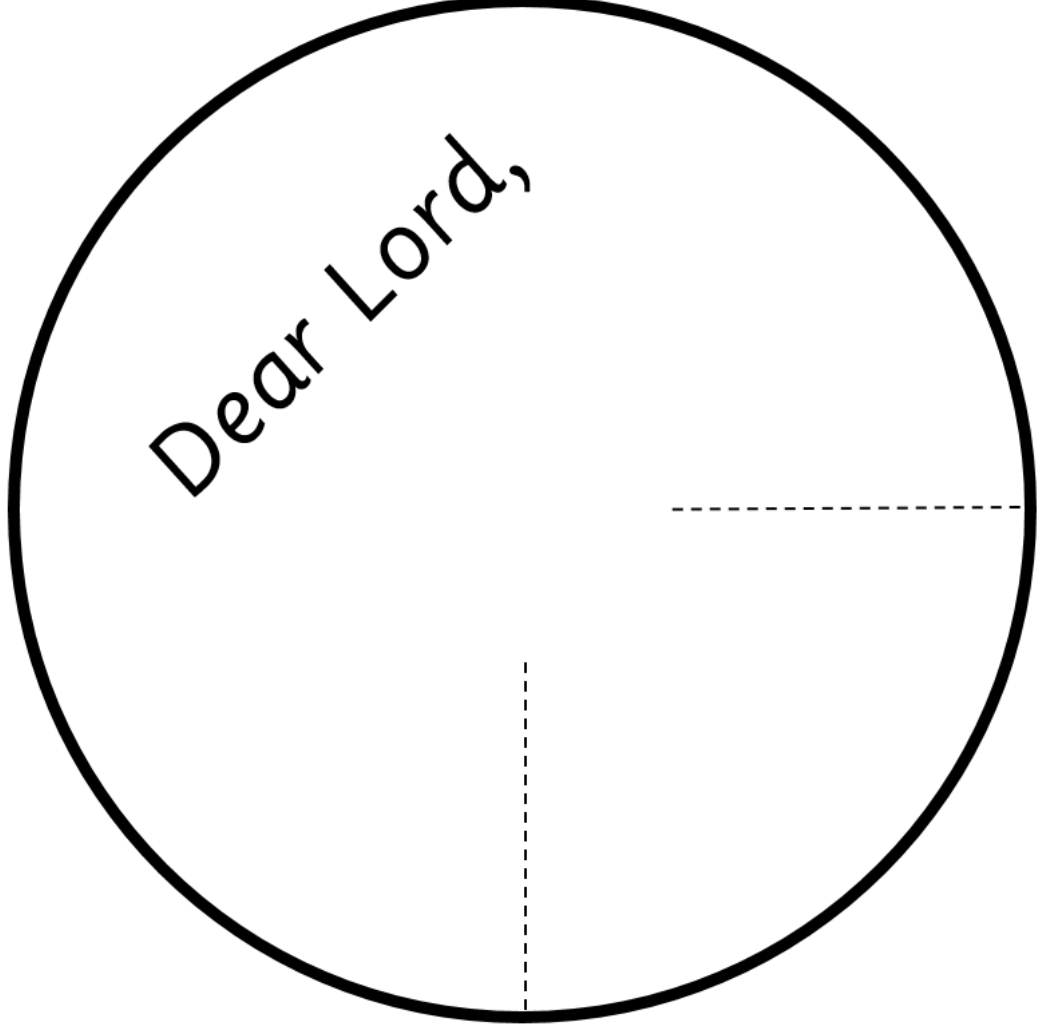
Your class prayer chaplains can make the prayer wheel featured in one of the Going Forth options. They can choose from a blank or illustrated version – or both.

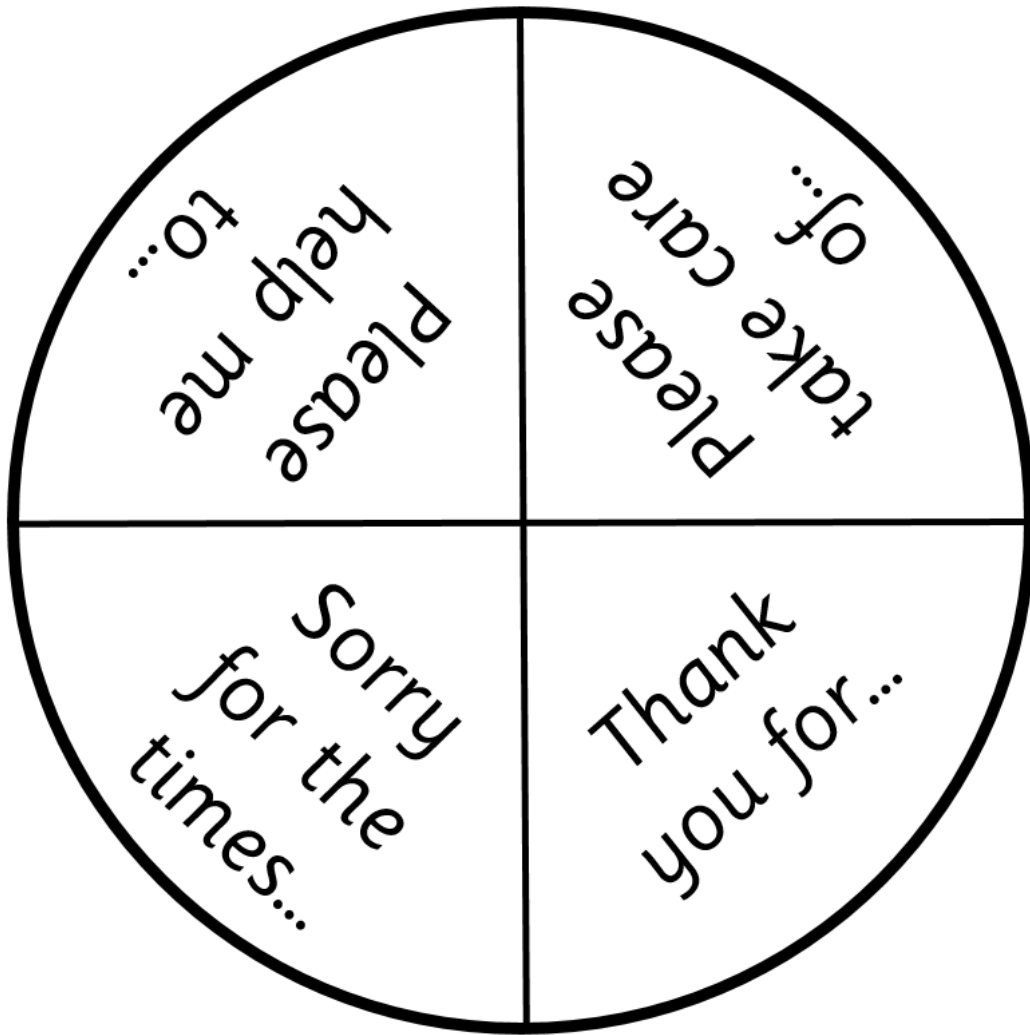
Print onto card (template over). Decorate, colour, cut out and laminate.

Finally, fasten together in the middle with a split pin.

Keep on your prayer table at all times and invite the children to use it whenever they want to.

*Illustrated version also provided as a hard
copy





New Songs on the 'We Gather' Cards



Gather! Gather!
Gather in the light of His flame,
Gather! Gather!
Shout! Praise!
Glorify His name.

Gather all you people... (echo)
Gather all together... (echo)
Proclaim...proclaim

Open our eyes to see
Open our ears to hear
Open our lives to live Your calling,
Open us, Lord to love

Jesus, You are the light,
Jesus, You are the light,
Jesus, You are the light,
The light of the World.

Fill us Lord with Your light,
Fill us Lord with Your light,
Fill us Lord with Your light,
The light of the World.



KS2 children can adapt the verse of the 'Gather! Gather!' song as part of their liturgy planning.

*For example,
For a **Lenten** Liturgy...
We will light a candle (echo)
As we wait and pray (echo)
Prepare! Prepare!*

*An **Easter** Liturgy...
The light is coming to us (echo)
Jesus is Alive (echo)
Rejoice! Rejoice!*

*A **Penitential** Liturgy...
We're here to say we're sorry (echo)
We're asking for forgiveness (echo)
Repent! Repent!*



Come and join the circle,
Come and take my hand.
Come and join the circle,
Come and be my friend.

Gather round and see,
what the world can be,
Come and join the circle,
Come and share God's Word with me.

Fleur Howley, RE Coordinator, St Joseph's Catholic Primary School, Retford

My Prayer Request

Please pray for _____

Name:

Date:



My Prayer Request

Please pray for _____

Name:

Date:

My Prayer Request

Please pray for _____

Name:

Date:



My Prayer Request

Please pray for _____

Name:

Date:

My Prayer Request

Please pray for _____

Name:

Date:



My Prayer Request

Please pray for _____

Name:

Date:

We Gather



Sing:

Come and Join
the Circle



We Gather



Sign of the Cross:

Pass round the bowl,
dip in your finger
and make the sign of the
cross



We Gather



Sing:

Jesus, You Are
the Light



We Gather



Sing and Pass:

‘Alleluia’ as we
pass the bible
around the circle

We Gather



Holding Cross:

Pass around the cross and
remember that Jesus is
with us and we belong to
God’s family




We Gather



Bells:

Ring the bells until
everyone is seated
in a circle and are
ready to pray.



We Gather



Sign of the Cross:

*"May Jesus be in
my mind, on my lips and in
my heart."*



We Gather



We Gather



Gathering Stones:

Pick a pebble from the
box and place it by the
candle before joining the
circle



We Gather



Litany:

We thank You for Your presence:

Be near us Lord

We thank You for our gathering:

Be near us Lord

We thank You for Your love:

Be near us Lord



Litany:

Jesus Christ, Light of the World: *SHINE*

BRIGHTLY IN OUR HEARTS

Jesus Christ, Saviour of the World:

THANK YOU FOR YOUR LOVE

Jesus Christ, God's living Word: *HELP US*

TO LISTEN TO YOUR VOICE



We Gather



Sing:


Gather! Gather!
Gather in the light of His
flame...

We Gather



Sing and Pass:

Open our hearts to see,
Open our ears to hear
Open our lives to live Your
calling,
Open us, Lord to love



CLASSROOM WORSHIP READINGS





Going Forth



Pray:

Say thank you to God
before you go to sleep and
sorry for the times you
have made the wrong
choices


Going Forth



Peace:

Shake hands with
the people either side
of you and say
"Peace be with you."




Going Forth 

Polite:


Use good manners for the rest of the day.

please

Thank you

Going Forth 


Love:

Going Forth 

Help:

Do something helpful at home today



Going Forth 

Kind:

Tell your family
how much you love them
today and give
them a hug



Show kindness by holding
the door open for
someone today



Going Forth



Care:

Care for God's world
by picking up a piece
of litter today



Going Forth



Help:

Do something helpful
at school today





Going Forth



Reconcile:

Show forgiveness or apologise to someone you have fallen out with.



Going Forth



Pray:

Take a few moments today to visit the prayer corner and say a few words to God



Going Forth



Kind:

Going Forth



Care:

Next time you see someone who is

Be welcoming by greeting
people with a smile
today



lonely, invite them to play
with you

